



IC - E1 / T1 / PRI / CEPT Transformer Selection Guide



Talema manufactures a wide range of transformers for all 1.544 and 2.048Mbps applications. A full listing of LIU Transceiver IC's with recommended Talema transformers is listed on the following cross reference chart.

Performance has been proven in the many design-ins of our products in these applications. Quality and consistency is guaranteed through 100% testing of the specified parameters for Primary Inductance, Leakage Inductance, Turns Ratio, DC resistance and Interwinding Capacitance. This ensures that the Return Loss and Pulse Waveshape requirements of ITU-T G.703 and ANSI T1.102 can be met. Additionally all parts are 100% tested for 1500V minimum isolation.

Temperature Performance

Products are offered with extended temperature (-40° to 85°C) as standard. Required minimum inductance levels are maintained at the lower temperature limits.

IC - Transformer Selection Guide for T1/E1/CEPT/ISDN-PRI Interface Modules

IC Manufacturer	IC Part Number	Application	Talema Transformer Part Number				
			Single Through Hole		12 Pin Dual SMD		16 Pin Dual SMD
			Transmit	Receive	Tx / Rx	Tx / Rx	Tx / Rs
Cologne Chip	HFC-E1	S2M	--	--	--	--	MJM-032
Cirrus Logic (Crystal)	61318	120 E1	IS2M-7 / -19	IS2M-15 / -20	-	MJS-018	MJM-018
	61318	75 E1	IS2M-17 / -27	IS2M-15 / -20	--	--	
	61577	T1 & E1	IS2M-7 / -19	IS2M-19	MJS-017A	MJS-017	MJM-017
	61304A, 61305A, 61535A, 61574A, 61575	T1	IS2M-8 / 21	IS2M-21 / -19	MJS-019A	MJS-019	MJM-019
	61304A, 61305A, 61535A, 61574A, 61575	75 E1	IS2M-12	IS2M-7 / -19	MJS-018A	MJS-025	MJM-025
	61304A, 61305A, 61535A, 61574A, 61575	120 E1	IS2M-12	IS2M-7 / -19	MJS-025A	MJS-025	MJM-025
	61884	T1/E1/J1	--	--	MJS-017A	--	
	61582, 61583		IS2M-8 / -21	IS2M-8 / -21	MJS-013A	MJS-013	MJM-013
	61310, 61581		IS2M-7 / -19	IS2M-15 / -20	MJS-018A	MJS-018	MJM-018
	61310, 61581	Host	IS2M-7 / -19	IS2M-7 / -19	--	--	MJM-026
	61880, 61881		IS2M-8 / -21	IS2M-7 / -19	MJS-019A	MJS-019	MJM-019
	61584, 61584A	IQ3	IS2M-7 / -19	IS2M-7 / -19	MJS-017A	MJS-017	MJM-017
61582, 61583, 61584, 61584A	IQ5	IS2M-8 / -21	IS2M-8 / -21	MJS-013A	MJS-013	MJM-013	
Maxim (Dallas)	DS2196, DS2155, DS2149, DS2148		IS2M-7 / -19	IS2M-15 / -20	MJS-018A	MJS-018	MJM-018
	DS2151, DS2152, DS2153, DS2154		IS2M-8 / -21	IS2M-15 / -20	MJS-014A	MSJ-019	MJM-019
	DS2151, DS2152, DS2153, DS2154		IS2M-10 / -25	IS2M-15 / -20	MJS-031A	MSJ-028	MJM-028
	DS2148/Q48/Q348/349/Q59	3V	IS2M-7 / -19	IS2M-15 / -20	MJS-018A	MSJ-018	MJM-018
	DS2148, Q48	5V	IS2M-10 / -25	IS2M-15 / -20	MJS-031A	MSJ-028	MJM-028
	DS21352/Q352, DS21354/Q354	T1/E1	IS2M-7 / -19	IS2M-15 / -20	MJS-018A	MSJ-018	MJM-018
	DS21552/Q552, DS21554/Q554	T1/E1	IS2M-8 / -21	IS2M-15 / 20	MJS-014A	MSJ-019	MJM-019
	DS21552/Q552, DS21554/Q554	T1/E1	IS2M-10 / -25	IS2M-15 / -20	MJS-031A	MSJ-028	MJM-028
	DS26502, DS2503, DS21455, DS21458, DS26528		IS2M-7	IS2M-15	MJS-018A	MSJ-018	MJM-018
	Exar	XRT5683A, XRT59L91, XRT5894, XRT5897, XRT5997		IS2M-6 / -19	IS2M-6 / -19	MJS-017A	MSJ-017
XRT5793, XRT5794			IS2M-12	IS2M-24 / -20	MJS-046A	MSJ-025	MJM-025
XRT81L27, 82L24, 82D20			IS2M-25	IS2M-6 / -19	MJS-017A	MSJ-028	MJM-028
XRT83L30, XRT83L34, XRT83L38			IS2M-6 / -19	IS2M-6 / -19	MJS-018A	MSJ-018	MJM-018
XRT86L30, XRT86L32, XRT86L34, XRT86L38			IS2M-6	IS2M-24	MJS-018A	MJS-018	MJM-018
T5684, XRT7288, 82D20			IS2M-25	IS2M-7 / -19	MJS-028A	MSJ-028	MJM-028
IDT	82V2044, 82V2048, 82V2048L, 82V2054, 82V2058		IS2M-6	IS2M-6	MJS-017A	MSJ-017	MJM-043
	82V2041E, 82V2042E, 82V2044E, 82V2048E		IS2M-6	IS2M-24	MJS-018A	MSJ-018	MJM-018
	82V2081, 82V2082, 82V2084, 82V2088		IS2M-6	IS2M-24	MJS-018A	MSJ-018	MJM-018
	82P2281, 82P2282, 82P2284, 82P2288		IS2M-6	IS2M-24	MJS-018A	MSJ-018	MJM-018
Infineon (Siemens)	PEB2254, PEB2255	E1/T1/J1	--	--	MJS-021A	MSJ-021	MJM-010
	PEB2254, PEB2255	E1/T1/J1	--	--	MJS-021A	MSJ-021	MJM-021
	PEB22504, PEB22554, PEB2256	3.3V	--	--	MJS-032A	--	MJM-022



IC - Transformer Selection Guide for T1/E1/CEPT/ISDN-PRI Interface Modules

IC Manufacturer	IC Part Number	Application	Talema Transformer Part Number					
			Single Through Hole		12 Pin Dual SMD		16 Pin Dual SMD	
			Transmit	Receive	Tx / Rx	Tx / Rx	Tx / Rs	
Intel (Level One)	LXT300, LX301		IS2M-7 / -19	IS2M-7 / -19	MJS-017A	MSJ-017	MJM-017	
	LXT304, LXT305, LXT307	T1/E1	IS2M-7 / -19	IS2M-7 / -19	MJS-017A	MSJ-017	MJM-017	
	LXT304, LXT305, LXT307	T1	IS2M-8 / -21	IS2M-7 / -19	MJS-019A	MSJ-019	MJM-019	
	LXT304, LXT305, LXT307	75, 120 E1	IS2M-12	IS2M-7 / -19	MJS-018A	MSJ-025	MJM-025	
	LXT304, LXT305, LXT307	DSX-1, D4	IS2M-11	IS2M-7	MJS-015A	MSJ-016	MJM-016	
	LXT310, LXT317, LXT318		IS2M-7 / -19	IS2M-15 / -20	MJS-018A	MSJ-018	MJM-018	
	LXT312, LXT313, LXT315		IS2M-26	IS2M-15 / -20	--	--	--	
	LXT331	T1/E1	IS2M-7 / -19	IS2M-7 / -19	MJS-018A	MSJ-018	MJM-018	
	LXT331, LXT332		IS2M-11	IS2M-7	MJS-015A	MSJ-016	MJM-016	
	LXT331, LXT332		IS2M-8 / -21	IS2M-7 / -19	MJS-019A	MSJ-019	MJM-019	
	LXT331, LXT332		IS2M-7 / -19	IS2M-7 / -19	MJS-017A	MSJ-017	MJM-017	
	LXT334, LXT335	T1/E1	IS2M-7 / -19	IS2M-7 / -19	MJS-017A	MSJ-017	MJM-017	
	LXT334, LXT335	120/75 E1	IS2M-10 / -25	IS2M-7 / -19	MJS-031A	MSJ-028	MJM-028	
	LXT334, LXT335	75 E1	IS2M-12	IS2M-7 / -19		MSJ-025	MJM-025	
	LXT334, LXT335		IS2M-16	IS2M-15			MJM-026	
	LXT336		IS2M-7	IS2M-20	MJS-046A	MSJ-017	MJM-024	
	LXT350, LXT351, LXT359	T1/E1	IS2M-7 / -19	IS2M-15 / -20	MJS-018A	MJS-018	MJM-018	
	LXT350, LXT351		IS2M-11	IS2M-7	MJS-019A	MSJ-019	MJM-019	
	LXT350, LXT351	120 E1	IS2M-11	IS2M-7	MJS-015A	MSJ-016	MJM-016	
	LXT360, LXT361, LXT362, LXT363	T1/E1	IS2M-7 / -19	IS2M-15 / -20	MJS-018A	MJS-018	MJM-018	
	LXT360, LXT361, LXT362, LXT363		IS2M-8 / -21	IS2M-7 / 19	MJS-019A	MSJ-019	MJM-019	
	LXT360, LXT361		IS2M-11	IS2M-7		MSJ-016	MJM-016	
	LXT380, LXT381, LXT384, LXT386, LXT388	T1/ E1	IS2M-7 / -19	IS2M-15 / -20	MJS-018A	MSJ-018	MJM-018	
	LXT380, LXT381, LXT384, LXT386, LXT388		IS2M-11	IS2M-7		MSJ-016	MJM-016	
	LXT3104, LXT3108		IS2M-15 / -20	IS2M-15 / -20	MJS-046A	MSJ-017	MJM-017	
	LXT3104, LXT3108						MJM-048	
	Agere (Lucent)	T7288, T7290A	CEPT/E1	IS2M-10 / -25	IS2M-6 / -19	MJS-028A	MSJ-028	MJM-028
		T7289A	DS1	IS2M-23 / -21	IS2M-7 / -19	MJS-019A	MSJ-019	MJM-019
T7630, T7688, T7690, T7698		CEPT	IS2M-10 / -25	IS2M-10 / -25	MJS-010A	MSJ-010		
T7630, T7688, T7690, T7698		DS1	IS2M-23 / -21	IS2M-23 / -21	MJS-013A	MSJ-013	MJM-013	
T7693, T7697		CEPT			MJS-024A		MJM-038	
TLIU04C1		DS1	IS2M-23 / -21	IS2M-23 / -21	MJS-013A	MSJ-013	MJM-013	
PMC-Sierra	PM4341, PM6341, PM4314		IS2M-25	IS2M-7 / -19	MJS-028A	MSJ-028	MJM-028	
	PM4318, PM4319, PM4323, PM4325		IS2M-7 / -19	IS2M-7 / -19	MJS-017A	MSJ-017	MJM-017	
	PM4351, PM4354	COMET			MJS-024A		MJM-038	
Mindspeed (Conexant)	BT8510	T1/E1	IS2M-12	IS2M-7	MJS-018A		MJM-031	
	BT8510	T1/E1	IS2M-12	IS2M-7	MJS-025A	MSJ-025	MJM-025	
	BT8370, BT8375, BT8376	Low Power	IS2M-8	IS2M-15	MSJ-014A	MSJ-019	MJM-019	
	BT8370, BT8375, BT8376	Better RI	IS2M-25	IS2M-15	MJS-031A	MSJ-028	MJM-028	
Zarlink (Mitel)	MT9071, MT9076				MSJ-024A		MJM-038	
	MT9075, MT9076				MSJ-032A		MJM-022	
	MT9074, MT9075		IS2M-7	IS2M-24	MSJ-018A	MSJ-018	MJM-018	

Notes:

1. Dallas IC's use either a 1:1.15 or a 1:1.36 ratio transformer depending on the application. Consult the Dallas application notes or contact Talema.
2. Consult Siemens Application Note 12.90 ('Just a Single Line Transformer Type for all IPAT (PEB2235) Applications') for calculation of resistor values.
3. The Dual Transformer types MDM-010 and MDM-021 are electrically identical but have different schematics. Either part may be used with the PEB2254 and PEB2255.
4. See Level One Application Note 118 ('Transformer Specifications for Level One Transceiver Applications') for further details on the choice of transformer ratios.



E1/T1/ PRI/CEPT Dual Transformer Modules

Features

- SMD design ideal for pick and place compatability while providing unrivaled coplanarity
- controlled parameters ensure full compliance with ITU-T G.703 when matched with recommended IC
- ideal for all 1.544 and 2.048 Mbs interface applications
- manufactured in an ISO-9001:2000, TS-16949:2002 and ISO-14001:2004 certified Talema facility
- 1500Vrms minimum isolation voltage
- extended operating temperature: -40° to +85°C
- fully RoHS compliant and meets lead free reflow level J-STD-020C



Electrical Specifications @ 25°C

Turns Ratio: **Bold** = IC side windings

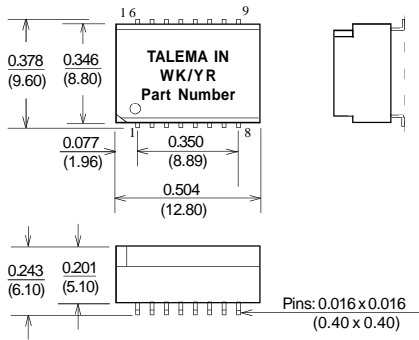
MJM Series - Dual Transformers

Part Number	Transformer - I						Transformer - II						Schematic
	Turns Ratio +/-5%	L _p (mH Min)	R _{CU} (Ohms)		Pri. Pins	Sec. Pins	Turns Ratio +/-5%	L _p (mH Min)	R _{CU} (Ohms)		Pri. Pins	Sec. Pins	
			Pri.	Sec.					Pri.	Sec.			
MJM-010	1ct:1.41ct	1.2	0.41	0.58	16-15-14	1-2-3	1ct:1.41ct	1.2	0.41	0.58	11-10-9	6-7-8	A
MJM-013	1ct:1.15ct	1.2	0.39	0.44	1-2-3	16-15-14	1ct:1.15ct	1.2	0.39	0.44	6-7-8	11-10-9	A
MJM-016	1ct:2ct	1.2	0.39	0.77	6-7-8	11-10-9	1ct:2.3ct	1.2	0.39	0.88	16-15-14	1-2-3	A
MJM-017	1ct:2ct	1.2	0.39	0.77	16-15-14	1-2-3	1ct:2ct	1.2	0.39	0.77	6-7-8	11-10-9	A
MJM-018	1ct:1ct	1.2	0.39	0.38	16-15-14	1-2-3	1ct:2ct	1.2	0.39	0.77	6-7-8	11-10-9	A
MJM-019	1:1.15ct	1.2	0.39	0.44	16--14	1-2-3	1ct:2ct	1.2	0.39	0.77	6-7-8	11-10-9	B
MJM-021	1ct:1.41ct	1.2	0.41	0.58	1-2-3	16-15-14	1ct:1.41ct	1.2	0.41	0.58	11-10-9	6-7-8	A
MJM-022	1ct:1ct	1.0	0.39	0.39	11-10-9	6-7-8	1ct:2.4ct	1.0	0.41	0.90	1-2-3	16-15-14	A
MJM-023	1:1ct	1.2	0.39	0.39	16-14	1-2-3	1:1ct	1.2	0.39	0.39	6-8	11-10-9	C
MJM-024	1ct:1ct	1.0	0.39	0.39	6-7-8	11-10-9	1ct:1.67ct	1.0	0.39	0.66	16-15-14	1-2-3	A
MJM-025	1:1/1.26	1.2	0.39	0.48	16-14	1-2-3	1ct:2ct	1.2	0.39	0.77	6-7-8	11-10-9	B
MJM-026	1ct:1ct	1.2	0.39	0.39	16-15-14	1-2-3	1ct:1.5ct	1.2	0.39	0.58	6-7-8	11-10-9	A
MJM-027	1:2ct	1.6	0.41	0.83	16-14	1-2-3	2:1	1.6	0.41	0.21	6-8	11-9	D
MJM-028	1ct:2ct	1.2	0.39	0.77	16-15-14	1-2-3	1:1.36ct	1.2	0.39	0.52	6-8	11-10-9	E
MJM-029	1:2.42ct	1.2	0.39	0.94	16-14	1-2-3	1:2.42ct	1.2	0.39	0.94	6-8	11-10-9	C
MJM-030	2:1:1	1.2	0.46	0.26	16-14	1-2, 3-4	2:1:1	1.2	0.46	0.26	11-9	5-6, 7-8	F
MJM-031	2ct:1/1.26	1.5	0.41	0.52	1-2-3	16-15-14	2ct:1/1.26	1.5	0.41	0.52	11-10-9	6-7-8	A
MJM-032	1:2.42	1.2	0.39	0.94	16-14	1-2-3	1:1ct	1.2	0.39	0.39	6-8	11-10-9	C
MJM-033*	1:1.9/2.4	1.0	0.41	0.94	16-15-14	1-2-3	0.79:1.9/1	1.0	0.40	0.75	6-7-8	11-10-9	A
MJM-034	1ct:1.5ct	1.5	0.41	0.62	1-2-3	16-15-14	1ct:1.5ct	1.5	0.41	0.62	6-7-8	11-10-9	A
MJM-035	1ct:1ct	1.2	0.39	0.39	6-7-8	11-10-9	1ct:1.36ct	1.2	0.39	0.52	1-2-3	16-15-14	A
MJM-036	2cs:1.57/2	1.5	0.41	0.82	1-2		2cs:1.57/2	1.5	0.41	0.82	5-6		G
MJM-037	1ct:1ct	1.2	0.39	0.39	16-15-14	1-2-3	1ct:1.36ct	1.2	0.39	0.53	6-7-8	11-10-9	A
MJM-038	1ct:2.42ct	1.2	0.39	0.94	1-2-3	16-15-14	1ct:2.42ct	1.2	0.39	0.94	6-7-8	11-10-9	A
MJM-039	1:2/2.4	1.0	0.39	0.94	1-3	16-15-14	1:0.79/1	1.0	0.39	0.39	6-8	11-10-9	H
MJM-040	1ct:2.4ct	1.2	0.39	0.94	1-2-3	16-15-14	1ct:2.4ct	1.2	0.39	0.94	6-7-8	11-10-9	A
MJM-041	1:2ct	1.2	0.39	0.77	1-3	16-15-14	1:2cs	1.2	0.39	0.77	11-9	5-6,7-8	J
MJM-042	1:1.36ct	1.2	0.39	0.53	16-14	1-2-3	1:2ct	1.2	0.39	0.77	6-8	11-10-9	C
MJM-043	1ct:2ct	1.2	0.39	0.77	1-2-3	16-15-14	1ct:2ct	1.2	0.39	0.77	6-7-8	11-10-9	A
MJM-044	1ct:2ct	1.2	0.39	0.77	1-2-3	16-15-14	1:1	1.2	0.39	0.39	6-8	11-9	K
MJM-045	1ct:2ct	1.2	0.39	0.77	1-2-3	16-15-14	1ct:2.42ct	1.2	0.39	0.95	6-7-8	11-10-9	A
MJM-046	1ct:1ct	1.2	0.39	0.39	1-2-3	16-15-14	1ct:1ct	1.2	0.39	0.39	6-7-8	11-10-9	A
MJM-047	1ct:1.26ct	1.2	0.39	0.50	1-2-3	16-15-14	1ct:1.26ct	1.2	0.39	0.50	6-7-8	11-10-9	A
MJM-048	1ct:1:0.8	1.2	0.39	0.39	16-15-14	1-2, 3-4	1ct:1:0.8	1.2	0.39	0.39	11-10-9	5-6, 7-8	G
MJM-049	1ct:1.58:2	1.2	0.39	0.80	2-3-4	16-15, 14-13	1:1.65:2	1.2	0.39	0.80	6-7	12-11, 10-9	L
MJM-050	1ct:1:1	1.2	0.39	0.39	16-15-14	1-2, 3-4	1ct:1:1	1.2	0.39	0.39	11-10-9	5-6, 7-8	G
MJM-051	1ct:2.4ct	1.2	0.39	0.94	1-2-3	16-15-14	1ct:1ct	1.2	0.39	0.39	6-7-8	11-10-9	A

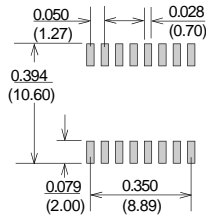
* MJM-033 Turns Ratio: Pins 16-14:1-2 = 1:1.9, Pins 16-14:1-3=1:2.4; Pins 6-8:9-11=0.79:1.9, Pins 6-8:11-10=0.79:1

Packaging & Schematics for MJM Series Dual Transformer Modules

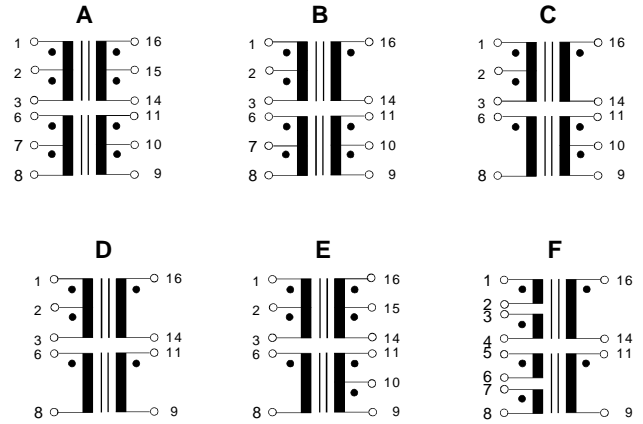
MJM Dimensions



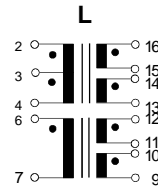
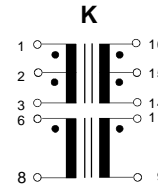
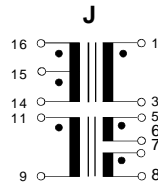
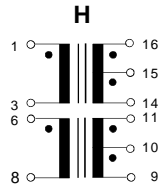
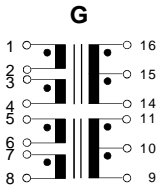
Suggested Pad Layout



Schematics



Surface Coplanarity will be 0.004(0.10) maximum
 Dimensions: Inches (Millimeters)
 Tolerance: ± 0.010 (0.25) unless specified otherwise



Sales & Marketing, Design and Manufacturing Facilities

<http://www.talema-nuvotem.com>

Eastern Europe & Czech Republic

NTMAGNETICS s.r.o.
 Chebská 27
 322 00 Plzeň
 Tel: Int. + 420 377 - 338 351
 Fax: Int. + 420 377 - 338 350
 Email: talema@talema.cz
 Web Site: www.ntmagnetics.cz

Germany

TALEMAELEKTRONIK GMBH
 Sembdnerstr. 5, Postfach 2523
 82110 Germering
 Tel: Int. + 49 89 - 841 00 - 0
 Fax: Int. + 49 89 - 841 00 25
 Email: info@talema.de

Ireland

NUVOTEMTEO.
 Crollý
 Co. Donegal
 Tel: Int. + 353 74 - 954 8666
 Fax: Int. + 353 74 - 954 8139
 Email: info@nuvotem.com

India


TALEMA ELECTRONIC PVT. LTD.
 Opposite the SIDCO Industrial Estate
 Gins Towers
 4/5S.H/1, Omalur Main Road
 Salem - 636 004, Tamil Nadu
 Tel: Int. + 91 427 - 244 1325
 Fax: Int. + 91 427 - 243 0034
 E-mail: talema@talemaindia.com
 Web Site: www.talemaindia.com



E1/T1/ PRI/CEPT Dual Transformer Modules

Features

- SMD design ideal for pick and place compatability while providing unrivaled coplanarity
- common mode choke included on both Tx and Rx channels for optimum EMI performance
- controlled parameters ensure full compliance with ITU-T G.703 when matched with recommended IC
- manufactured in an ISO-9001:2000, TS-16949:2002 and ISO-14001:2004 certified Talema facility
- 1500Vrms minimum isolation voltage
- extended operating temperature: -40° to +85°C
- fully RoHS compliant and meets lead free reflow level J-STD-020C



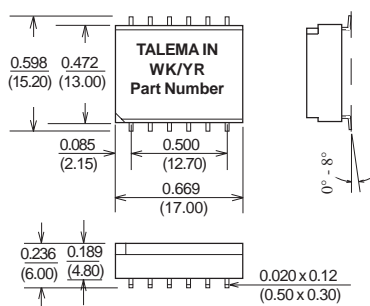
Electrical Specifications @ 25°C

Turns Ratio: **Bold** = IC side windings

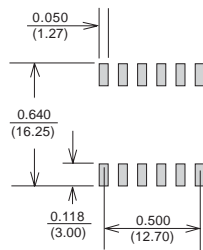
MJS Series - Dual Transformers

Part Number	Transformer - I						Transformer - II						Schematic
	Turns Ratio +/-2%	OCL (mH Min)	DCR (Ohms)		Pri. Pins	Sec. Pins	Turns Ratio +/-2%	OCL (mH Min)	DCR (Ohms)		Pri. Pins	Sec. Pins	
			Pri.	Sec.					Pri.	Sec.			
MJS-010	1ct: 1.36ct	1.2	1.20	1.40	1-2-3	12-11-10	1ct: 1.36ct	1.2	1.20	1.40	4-5-6	9-8-7	A
MJS-013	1ct: 1.15ct	1.2	1.20	1.40	1-2-3	12-11-10	1ct: 1.15ct	1.2	1.20	1.40	4-5-6	9-8-7	A
MJS-016	1ct: 2.3ct	1.2	1.20	2.10	12-11-10	1-2-3	1ct: 2ct	1.2	1.20	2.10	4-5-6	9-8-7	A
MJS-017	1ct: 2ct	1.2	1.00	1.70	12-11-10	1-2-3	1ct: 2ct	1.2	1.00	1.70	4-5-6	9-8-7	A
MJS-018	1ct: 1ct	1.2	1.00	1.00	1-2-3	12-11-10	1ct: 2ct	1.2	1.00	1.80	4-5-6	9-8-7	A
MJS-019	1:1: 1.15ct	1.2	1.00	1.20	12-10	1-2-3	1ct: 2ct	1.2	1.00	2.00	4-5-6	9-8-7	B
MJS-021	1ct: 1.41ct	1.2	1.40	1.20	12-11-10	1-2-3	1ct: 1.41ct	1.2	1.40	1.20	9-8-7	4-5-6	A
MJS-023	1ct: 1.15ct	1.6	1.20	1.40	12-11-10	1-2-3	1ct: 1ct	1.6	1.20	1.20	4-5-6	9-8-7	A
MJS-024	1ct: 1ct	1.2	1.00	1.00	1-2-3	12-11-10	1ct: 1ct	1.2	1.00	1.00	4-5-6	9-8-7	A
MJS-025	1:1/1: 1.26	1.2	1.00	1.10	12-10	1-2-3	1ct: 2ct	1.2	1.00	1.70	4-6	9-8-7	C
MJS-027	1: 2ct	1.6	1.10	1.10	1-3	12-11-10	2:1	1.6	1.10	0.70	4-6	9-7	D
MJS-028	1ct: 2ct	1.2	0.70	1.20	12-11-10	1-2-3	1:1: 1.36ct	1.2	0.70	0.90	4-6	9-8-7	E
MSJ-029	1ct: 1	0.7	0.25	0.80	1-2-3	12-10	1:1: 1.36ct	0.7	0.50	0.40	9-7	4-5-6	G
MSJ-030	1: 2ct	1.2	0.70	1.20	12-10	1-2-3	1:1: 1.14ct	1.2	0.70	0.90	4-6	9-8-7	C
MJS-031	1ct: 2ct	1.2	0.70	1.20	1-2-3	12-11-10	1:1	1.2	0.70	0.70	5-6	8-7	F
MSJ-036	1ct: 2ct	1.2	0.70	1.10	12-11-10	1-2-3	1:1: 1.08ct	1.2	0.70	0.90	4-6	9-8-7	E
MSJ-037	1:1/1: 1.26	1.5	0.80	1.00	12-10	1-2-3	1:1/1: 1.26	1.5	0.80	1.00	9-7	4-5-6	G

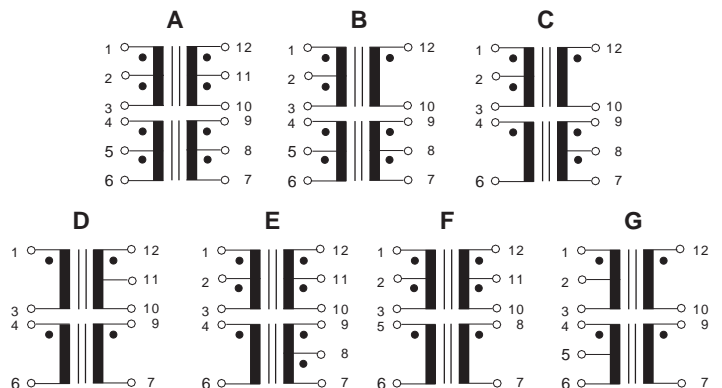
MSJ Series



Suggested Pad Layout



Schematic



Surface Coplanarity will be 0.004(0.10) maximum

Dimensions: Inches (Millimeters)


Tolerance: ±0.010 (0.25) unless specified otherwise



E1/T1/ PRI/CEPT Dual Transformer Modules

Features

- SMD design ideal for pick and place compatibility while providing unrivaled coplanarity
- common mode choke included on both Tx and Rx channels for optimum EMI performance
- controlled parameters ensure full compliance with ITU-TG.703 when matched with recommended IC
- manufactured in an ISO-9001:2000, TS-16949:2002 and ISO-14001:2004 certified Talema facility
- 1500Vrms minimum isolation voltage
- extended operating temperature: -40° to +85°C
- fully RoHS compliant and meets lead free reflow level J-STD-020C



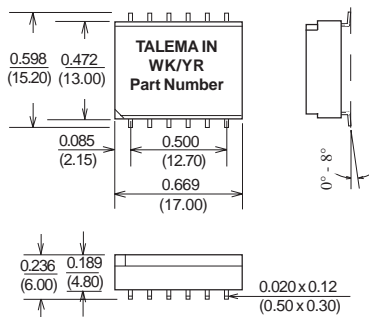
Electrical Specifications @ 25°C

Turns Ratio: **Bold** = IC side windings

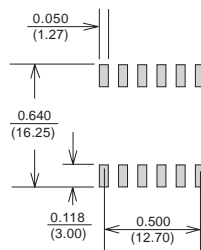
MJS Series - Dual Transformers with Common Mode Chokes on Tx & Rx Channels

Part Number	Transformer - I								Transformer - II							
	Turns Ratio +/-2%	OCL (mH Min)	L _L (µH Max)	C _{WV} (pF Max)	DCR (Ohms)		Pri. Pins	Sec. Pins	Turns Ratio +/-2%	OCL (mH Min)	L _L (µH Max)	C _{WV} (pF Max)	DCR (Ohms)		Pri. Pins	Sec. Pins
MJS-010A	1ct: 1.36ct	1.2	0.60	30	0.80	1.10	1-3	12-10	1ct: 1.36ct	1.2	0.60	30	0.80	1.10	4-6	9-7
MJS-013A	1ct: 1.15ct	1.2	0.60	35	0.80	0.95	1-3	12-10	1ct: 1.15ct	1.2	0.60	35	0.80	0.95	4-6	9-7
MJS-014A	1ct: 1.15ct	1.2	0.60	35	0.90	1.05	1-3	12-10	1ct: 1ct	1.2	0.60	35	0.90	0.90	4-6	9-7
MJS-015A	1ct: 2.3ct	1.2	0.60	25	0.60	1.40	1-3	12-10	1ct: 2ct	1.2	0.60	25	0.60	1.20	4-6	9-7
MJS-017A	1ct: 2ct	1.2	0.60	25	0.60	1.20	1-3	12-10	1ct: 2ct	1.2	0.60	25	0.60	1.20	4-6	9-7
MJS-018A	1ct: 1ct	1.2	0.60	35	0.90	0.90	1-3	12-10	1ct: 2ct	1.2	0.60	35	0.90	1.80	4-6	9-7
MJS-019A	1ct: 1.15ct	1.2	0.60	35	0.80	0.95	1-3	12-10	1ct: 2ct	1.2	0.60	35	0.80	11.60	4-6	9-7
MJS-021A	1ct: 1.41ct	1.2	0.60	30	0.70	1.00	1-3	12-10	1ct: 1.41ct	1.2	0.60	30	0.70	1.00	4-6	9-7
MJS-024A	1ct: 2.42ct	1.2	0.60	25	0.60	1.50	1-3	12-10	1ct: 2.42ct	1.2	0.60	25	0.60	1.50	4-6	9-7
MJS-025A	1ct: 1.26ct	1.2	0.60	30	0.80	1.00	1-3	12-10	1ct: 2ct	1.2	0.60	30	0.80	1.60	4-6	9-7
MJS-028A	1ct: 2ct	1.2	0.60	30	0.70	1.20	1-3	12-10	1ct: 1.36ct	1.2	0.60	30	0.70	0.90	4-6	9-7
MJS-031A	1ct: 1ct	1.2	0.60	35	0.90	0.90	1-3	12-10	1ct: 1.36ct	1.2	0.60	35	0.90	1.20	4-6	9-7
MJS-032A	1ct: 2.4ct	1.2	0.60	35	0.90	2.10	1-3	12-10	1ct: 1ct	1.2	0.60	35	0.90	0.90	4-6	9-7
MJS-046A	1ct:1ct	1.2	0.60	35	0.90	0.90	1-3	12-10	1ct:1ct	1.2	0.60	35	0.90	0.90	4-6	9-7

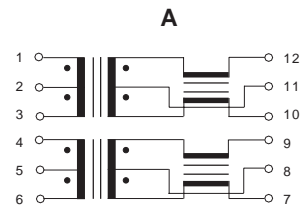
Package



Suggested Pad Layout



Schematic



Surface Coplanarity will be 0.004(0.10) maximum

Dimensions: Inches (Millimeters)


Tolerance: ±0.010 (0.25) unless specified otherwise



E1/T1/ PRI/CEPT Single Transformers

Features

- industry standard through-hole footprints
- wide range compatible with all common transceiver IC's
- controlled parameters ensure full compliance with ITU-T G.703 when matched with recommended IC
- ideal for all 1.544 and 2.048 Mbs interface applications
- manufactured in an ISO-9001:2000, TS-16949:2002 and ISO-14001:2004 certified Talema facility
- 1500Vrms minimum isolation voltage
- extended operating temperature: -40° to +85°C
- fully RoHS compliant



Electrical Specifications @ 25°C

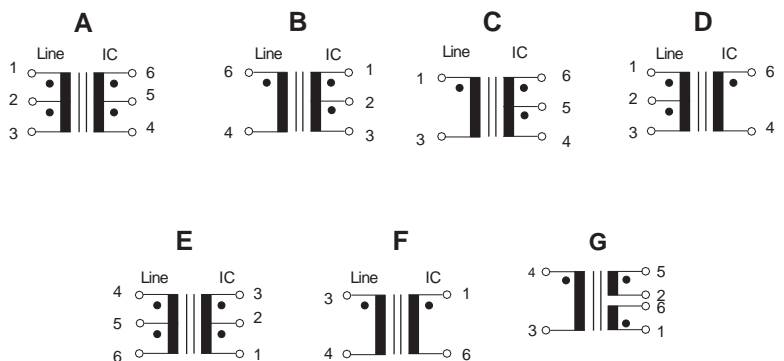
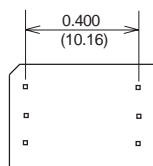
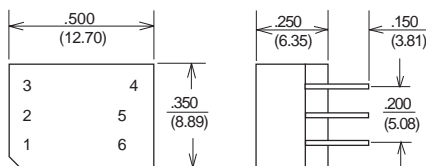
Turns Ratio: **Bold** = IC side windings

IS2M Series Transformers

Part Number	Turns Ratio ±5%	OCL (mH Min.)	L _L (µH Max.)	DCR Pri (Ohms)	DCR Sec (Ohms)	V _P (Vrms)	Primary Pins	Schematic
IS2M-6	1ct:2ct	1.2	0.5	0.7	1.2	1500	1-3	A
IS2M-7	1:2ct	1.2	0.5	0.7	1.2	1500	6-4	B
IS2M-8	1:1.15ct	1.5	0.6	0.7	0.9	1500	6-4	B
IS2M-10	1:1.36ct	1.2	0.8	0.5	0.8	1500	1-3	C
IS2M-11	1:2.3ct	1.2	0.8	0.7	1.4	1500	1-3	C
IS2M-12	1:1/1.26	1.5	0.5	0.7	0.9	1500	6-4	B
IS2M-15	1ct:1	1.2	0.5	0.7	0.7	1500	1-3	D
IS2M-16	1:1.5ct	1.2	0.6	0.7	1.0	1500	6-4	B
IS2M-17	1:1.53	1.2	0.8	0.5	1.0	1500	3-4	F
IS2M-18	1:1.185	1.2	0.5	0.7	0.8	1500	3-4	F
IS2M-19	1ct:2ct	1.2	1.0	1.0	2.0	1500	6-4	E
IS2M-20	1ct:1ct	1.2	1.0	1.0	1.0	1500	1-3	A
IS2M-21	1:1.15ct	1.5	1.0	1.0	1.0	1500	6-4	B
IS2M-23	1:1.14ct	1.2	1.0	0.7	0.8	1500	1-3	C
IS2M-24	1:1	1.2	0.5	0.7	0.7	1500	1-6	F
IS2M-25	1:1.36	1.2	0.8	0.7	0.9	1500	3-4	F
IS2M-26	1ct:3ct	1.2	0.8	0.7	2.1	1500	1-3	A
IS2M-27	1:1.583ct	1.2	0.6	0.7	1.0	1500	6-4	B

IS2M Series

Schematic



Note: Unused pins not provided

Dimensions: Inches (Millimeters)


Tolerance: ±0.010 (0.25) unless specified otherwise



E1/T1/ PRI/CEPT Dual SMD Transformer Modules

Features

- controlled parameters ensure full compliance with ITU-T G.703 when matched with recommended IC
- 1500 Vrms minimum isolation voltage
- ideal for all 1.544 and 2.048 Mbs interface applications
- manufactured in an ISO-9001:2000, TS-16949:2002 and ISO-14001:2004 certified Talema facility
- 1500Vrms minimum isolation voltage
- extended operating temperature: -4 0° to +85°C
- fully RoHS compliant and meets lead free reflow level J-STD-020C



Electrical Specifications @ 25°C

Dual Module with both Transmit and Receive Transformers

Part Number	Turns Ratio		OCL	L _L (μH max)	C _{W/W} (pF max)	DCR		V _P Vrms
	±2%	Pins	Pins			(Ohms max)	Pins	
82219	1:2	(12-10:1-3) & (4-6:9-7)	1.2mH Min.	0.6	40	0.50	(12-10) & (9-7)	1500
	0.395:1	12-11:1-3	(10-12)			0.85	(1-3)	
	1.58:1	9-8:4-6	(9-7)			0.30	(4-6)	

Test Conditions:

Inductance (OCL): Windings 9-7 = 12-10 = 1.2mH Min. @ 10kHz, 100mV

Leakage (L_L): Windings 10-12 = 0.6μH Max. @ 100kHz, 10mV
 Windings 9-7 = 0.8μH Max. @ 100kHz, 10mV

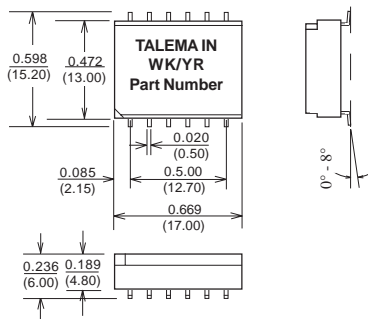
Turns Ratio: Windings 12-10:1-3 = 1:2 ±2%
 12-11:1-3 = 0.395:1 ±2%
 9-7:4-6 = 2:1 ±2%
 9-8:4-6 = 1:1.583 ±2%

Winding Capacitance (C_{W/W}): Windings 12-11:1-3 and 9-8:4-6 = 40pF Max. @ 100kHz, 100mV

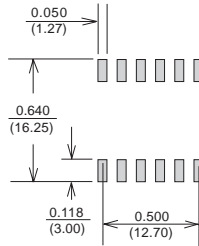
Resistance (DCR): Windings 9-7 = 12-10 = 0.50 Ohms Max.
 4-6 = 0.30 Ohms Max.
 1-3 = 0.85 Ohms Max.

Dielectric Strength (V_P): Winding to winding = 1.5kVrms

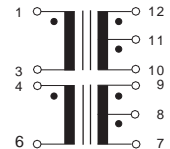
Package



Suggested Pad Layout



Schematic



Surface Coplanarity will be 0.004(0.10) maximum

Dimensions: Inches (Millimeters)

Tolerance: ±0.010 (0.25) unless specified otherwise