


ISDN S₀ Miniature SMD Interface Modules

Features

- excellent output characteristics ensure compliance with CCITT.I.430 pulse waveform template when used with recommended IC pairing
- SMD modules are designed for pick and place compatability
- excellent and consistent balance between windings
- modular design maximizes suppression effectivity and transmission properties
- full compatibility with all common IC's
- manufactured in ISO-9001:2000, TS-16949:2002 and ISO-14001:2001 certified TALEMA facility
- fully RoHS compliant and meets lead free reflow level J-STD-020C
- operating temperature: -40° to 85°C
- storage temperature: -40 to +125°C



Electrical Specifications @ 25°C

Turns Ratio: **Bold** = IC side windings

Compact SMD Modules comply with Basic Insulation Level EN60950, UL1950 and UL1459

Part Number	L _P (mH Min)	Turns Ratio	L _L (μH Max)	I _{DC} (mA)	C _C (pF Max)	R _{CU} P (Ohms)	R _{CU} S (Ohms)	V _P (Vrms)	Schematic
MSJ-400A-XXX	30	1:1:1:1	10	4	150	1.7	2.0	1500	A
MSJ-403A-XXX	30	1:1: 2:2	10	4	150	1.7	4.0	1500	A
MSJ-405A-XXX	30	1:1: 2.5:2.5	10	4	150	1.7	4.6	1500	A

Common Mode Choke

Basic P/N + Suffix (Example: MSJ-403A-470)	L _N (μH)	R _{CU} (Ohms)
-000	No Choke	
-470	47	0.5
-101	100	0.7
-501	500	0.5
-502	5000	2.0

Test Conditions:

Polarity and Turns Ratio: ±1%

Inductance: 30mH minimum, line side windings in series @ 10kHz, 100mV

Leakage Inductance: Line side windings in series, IC side windings short circuited @ 100kHz, 100mV

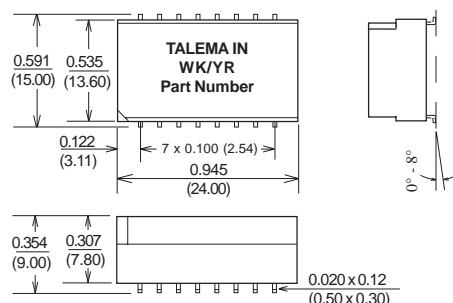
Coupling Capacitance: IC side windings in series to Line side windings in series @ 10kHz, 100mV

Common Mode Choke Inductance: 100kHz, 20mV

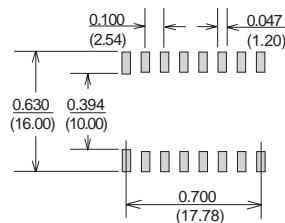
Test Voltage: 1.5kV for 2 Sec. - Line side windings in series to IC side windings in series

Standard Packaging: Tape and Reel

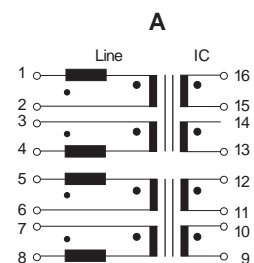
MSJ Module



Suggested Pad Layout



Schematic



Surface Coplanarity will be 0.004(0.10) maximum

Dimensions: Inches (Millimeters)

Tolerance: ±0.010 (0.25) unless specified otherwise